

Unit Outline

ACCT2013 Accounting - The Fundamentals of Business Trimester 3, 2021

Unit study package code:	ACCT2013
Mode of study:	Fully Online
Tuition pattern summary:	Note: For any specific variations to this tuition pattern and for precise information refer to the Learning Activities section. This unit does not have a fieldwork component.
Credit Value:	25.0
Pre-requisite units:	ACCT1002 (v.0) Financial Decision Making or any previous version OR ACCT1000 (v.0) Accounting - The Language of Business or any previous version
Co-requisite units:	Nil
Anti-requisite units:	ACCT2005 (v.0) Financial Accounting or any previous version
Result type:	Grade/Mark
Approved incidental fees:	Information about approved incidental fees can be obtained from our website. Visit fees.curtin.edu.au/incidental_fees.cfm for details.
Unit coordinator:	Title: Dr Name: YH Tham Phone: +61 8 9266 7779 Email: Y.Tham@curtin.edu.au Location: Building: 407 - Room: 427
Teaching Staff:	

Administrative contact:	Name: Teaching Support Phone: . Email: FBL-TSUnitAdmin@curtin.edu.au Location: Building: . - Room: .
--------------------------------	---

Learning Management System: [Blackboard](https://lms.curtin.edu.au) (lms.curtin.edu.au)

Acknowledgement of Country

We respectfully acknowledge the Indigenous Elders, custodians, their descendants and kin of this land past and present. The [Centre for Aboriginal Studies](#) aspires to contribute to positive social change for Indigenous Australians through higher education and research.

Syllabus

The unit aims to provide students with knowledge of accounting transactions. It applies the conceptual framework and the objectives of the financial statement. It focuses on understanding, defining and recognising various elements of financial statements and the use of a computerised accounting software. In addition, the unit teaches the application of selected international financial reporting standards and underlying accounting theories.

Introduction

Accounting - The Fundamentals of Business will provide you with a better understanding of accounting's role within the business world and its influence on society in general. Accounting impacts on all areas of society and it is therefore an enormous advantage for you to have an understanding of basic accounting principles.









This unit will cover a broad range of financial accounting issues with emphasis on their practical application in the business world. By the end of this course you will have learnt how to complete the accounting cycle for a small business, from source documents through to completion of financial statements, learn to use a computerised accounting software and apply selected accounting treatment in accordance to the International Financial Reporting Standards. Even if you do not intend to undertake an accounting major, you will certainly benefit from the technical skills you develop in this unit.

In addition to developing technical proficiency, the unit has also been designed to develop and enhance your creativity, professionalism, communication and inter-personal skills. As importantly, the unit has been designed to maximise your enjoyment and to give you every opportunity to succeed.







Unit Learning Outcomes

All graduates of Curtin University achieve a set of six Graduate Capabilities during their course of study. These inform an employer that, through your studies, you have acquired discipline knowledge and a range of other skills and capabilities which employers would value in a professional setting. Each unit in your course addresses the Graduate Capabilities through a clearly identified set of learning outcomes. They form a vital part in the process referred to as assurance of learning. The learning outcomes notify you of what you are expected to know, understand or be able to do in order to be successful in this unit. Each assessment for this unit is carefully designed to test your knowledge of one or more of the unit learning outcomes. On successfully completing all of the assessments you will have achieved all of these learning outcomes.

Your course has been designed so that on graduating you will have achieved all of Curtin's Graduate Capabilities through the assurance of learning processes in each unit.

On successful completion of this unit students can:		Graduate Capabilities addressed
1	Apply basic financial accounting knowledge to ethically complete the accounting cycle, understand and evaluate business sustainability	
2	Record and report business transactions using appropriate technologies	 
3	Evaluate how financial information is generated, processed and used to facilitate sound economic decision making	  
4	Select and apply appropriate accounting treatments in accordance with selected International Financial Reporting Standards	 

Curtin's Graduate Capabilities

	Apply discipline knowledge, principles and concepts		Innovative, creative and entrepreneurial		Effective communicators with digital competency
	Globally engaged and responsive		Culturally competent to engage respectfully with local First Peoples and other diverse cultures		Industry connected and career capable

Find out more about Curtin's Graduate Capabilities at the Curtin Learning and Teaching website: clt.curtin.edu.au

Learning Activities

Acknowledging that everyone learns differently, we have developed a wide range of learning activities to support students in Accounting - The Fundamentals of Business. We want your commitment to engage with the materials and work to succeed, and in return we have developed an extensive range of supports and activities to help you get there. Please read the sections below very carefully to ensure you receive maximum benefit from the resources available.

Lectures

Lectures are held each week to explain key concepts and ilectures are posted under each of the respective learning module on Blackboard towards the middle of each teaching week - please watch the ilecture on a weekly basis. We move quite quickly in this course and if you miss key concepts it can be difficult to catch up. The iLectures include numerous practical examples as well as challenge you to think and question.

Workshops

In addition to the iLecture, workshop recording(eTutorial) are also provided on Blackboard under the respective learning module materials. Please note the workshops are conducted a week after the respective lecture (i.e. Module 1 lecture is held in week one, but workshop for module 1 is in week 2). The objective of the workshop is to provide you with a strong theoretical and practical grounding of each topic hence it is important that you watch the workshop recording. The workshop questions are a distinct set of questions from those listed as homework questions on page 12 & 13 of the unit outline.

WileyPlus

You will receive an email/announcement on BB relating to the login procedure for WileyPlus between Week 3 and Week 4. Within WileyPLUS you **ONLY** need to access the Assessment and Gradebook tabs. There is an additional 'Read, Study, Practice' tab which will NOT be applicable for this course, so please do not purchase any extra access codes for this tab. The publisher has the following website which has short videos on some of the key areas regarding WileyPLUS. It also has a link to a live chat support team, so please use this for any WileyPLUS related queries: www.wileydigitalsolutions.com.au/support/

Online Workbook

Towards the middle of the study period, you will be required to complete an online Workbook - through the Wiley online portal (as outlined above). This assignment has been specifically designed so as to give you a comprehensive idea of how companies prepare their financial statement. Please be advised that the assignment can be quite time-consuming, and you should therefore allow enough time for it. Should you encounter any technical difficulty while completing the assessment, you will be required to contact Wiley directly at: www.wileydigitalsolutions.com.au/support/

MYOB PERDISCO Practice Set

You will be introduced to a computerised accounting software (MYOB) in which you are required to complete an online MYOB practice set that will count towards your overall assessment for this unit. The practice set has been designed to provide students with experience in the practical and technical skills essential to accounting with the MYOB software, through the completion of a month accounting cycle for a fictional business.

Consultation

Sometimes you may find that you have attended your lecture, read the relevant chapters in your text, been to your

workshop and yet you still don't quite understand the content learnt that week. Don't think you are alone – if you are having trouble understanding something, you can rest assured that others are too. Rather than falling behind or worry about not understanding the content, please come along to a consultation session, where you can ask an experienced tutor to help you. Refer to the Blackboard or ask your local tutor for times and days that consultation sessions are held.

Learning Resources

Library Reading List

The Reading List for this unit can be accessed through Blackboard.

Essential texts

The required textbook(s) for this unit are:

- MYOB Accounting Practice Set.
- **Accounting - The Fundamentals of Business - Custom publication for Curtin University.**

The e-Text can be purchased via the URL link provided.

(ISBN/ISSN: ISBN: 9781119924876)

Online resources

- MYOB Accounting Practice Set.
(<http://www.perdisco.com/au/myob/login.aspx>)
- **Accounting - The Fundamentals of Business - Custom publication for Curtin University.**

The e-Text can be purchased via the URL link provided.

(<https://www.wileydirect.com.au/buy/acct2013/>)

(ISBN/ISSN: ISBN: 9781119924876)

Other resources

Wiley Plus self study resources

MYOB Learning Centre

Students may find the following texts useful:

Carlton, Mcalpine, Lee, Mitrione, Kirk and Wong, *Financial Accounting*, 6th Edition, Wiley

Loftus, Leo, Daniliuc, Luke, Ang and Byrnes, *Financial Reporting*, 3rd Edition, Wiley

Assessment

Assessment policy exemptions

- There are no exemptions to the assessment policy

Assessment schedule

	Task	Value %	Date Due	Unit Learning Outcome(s) Assessed	Late Assessments Accepted?*	Assessment Extensions Considered?*
1	Online Workbook Assignment (WileyPlus)	20%	Week: Open Week 5 Due Week 6 Day: Friday 15th Oct Time: 5.00pm (WST)	1,3	No	Yes
2	Accounting Software Assignment (MYOB)	30%	Week: Open Week 7 Due Week 11 Day: Friday 19th Nov Time: 5:00PM (WST)	1,2,3,4	No	Yes
3	Final examination	50%	Week: Examination Period Day: TBA Time: TBA	1,3,4	No	Yes

*Please refer to the Late Assessment and the Assessment Extension sections below for specific details and conditions.

Detailed information on assessment tasks

1. Online Workbook - Worth 20%

As part of your assessments, you will be required to complete an online Workbook through the Wiley portal. This assessment has been devised to give you a general idea of how companies' financial statements are prepared.

For the purpose of this assessment, you will be provided with a set of transactions. Within these transactions you will be given a set of requirements from - the journalisation of these transactions to the preparation of the financial statements. This assessment will test your knowledge from Module 1 to 4 (inclusive) and is worth 20%.

This online Workbook consists of multiple parts, and will need to be completed in order (Complete Question 1 prior to opening question 2 etc).

The assessment will need to be completed individually, and is not time limited. However, you will only be able to start the online workbook from Monday 9:00 am (date stated above) and you will need to have completed and submitted all parts by latest Friday 5:00pm (WST Time) (date stated above). Please be advised that this assessment will take you a significant amount of time (around 5 hours to complete), therefore it is strongly recommended that you start as early as possible, and allocate enough time to complete the online assessment. Please also note that given that the online workbook examines your knowledge acquired from Modules 1 to 4 (inclusive) the successful completion of this assessment would mean a proper foundation for your final exam (which emphasizes Modules 5 onwards). It is therefore essential to complete this assessment as part of your revision for the final exam. Considering that students are given 2 weeks to complete this assessment, no extension will be given for this assessment. (Please note that in order to pass this unit all assessment need to be attempted and an overall grade of 50% attained).

This assessment is completed using the Wiley Plus portal - further details on how to get access to the WileyPlus portal will be provided in an announcement on the blackboard.

Should you encounter any technical difficulty completing the assessment, you will be required to contact Wiley directly to resolve any of these technical issues. The publisher has the following website which has short videos on some of the key areas regarding WileyPLUS. It also has a link to a live chat support team, so please use this for any WileyPLUS related queries:

www.wileydigitalsolutions.com.au/support/

Further information pertaining to the online workbook will be provided as needed on blackboard or by your tutor.

2. PERDISCO MYOB Practice Set - worth 30%

The practice set provides each student with a unique accounting scenario and therefore must be completed on an individual basis. Please note that it is a large activity, taking up substantial hours to complete over many days. Please ensure you leave yourself enough time to complete this activity before its' submission deadline. Submission is to be completed online. Once each page has been submitted, you will be provided with immediate feedback on your performance.

The online practice is available from within your PERDISCO account. Each student will be given an access code at the beginning of each semester via their student's/preferred email address. You'll be notified via an announcement on the Blackboard when the access code is sent out. To access the practice set, you'll need to:

1. Create an account at www.perdisco.com.au/myobLogin
2. Once registered, click 'Add Product'.
3. Select your course from available options.
4. Click 'Use an access code' from the payment options available.

When you login to your practice set, you will see a Student Companion and Helpful Hints document on your practice set home page. This document gives you information to successfully complete the practice set. Please be aware that to complete the practice set, you will also **need access to the MYOB software.** After you have purchased the practise set using the access code, you will receive an email explaining how to download and install the software (you do not need to purchase the software separately). Please note that MYOB has designed its software to **run only on Windows operating system.**

As you work through the practice set, you will also notice that you have links to the 'MYOB Learning Centre'. This online resources provides you with support on using MYOB and you are strongly encouraged to make use of it as you complete the practice set. In order to enhance your learning experience and to attain a commendable grade in this assessment, there will be tutorials provided in the computer labs for the purpose of this assessment. Students are strongly advised to attend these computer lab sessions during the semester to achieve a good understanding of how the software and the practice set works.

3. The final exam will cover materials from Module 5 onwards.

This exam uses IRIS and is a closed book exam. Students are required to follow the IRIS set-up instructions and use Google Chrome with the IRIS browser extension to access the password-protected assessment. During the assessment, IRIS records your video through your webcam, the audio through your computer's microphone, and what is showing on your computer screen. This is to help ensure the integrity and fairness of the assessment for all students.

Your student ID will be required. Calculators are required, but programmable calculators, mobile phones and other such devices are not permitted.

Further guidance on the content of this examination will be given closer to the date using Blackboard.

Pass requirements

Pass requirements To pass this unit you must:

(1) have attempted all assessment tasks;

AND

(2) receive an overall grade of 5 or above, and a mark greater than or equal to 50%.

Assessment Moderation

Fair assessment through moderation

Moderation describes a quality assurance process to ensure that assessments are appropriate to the learning outcomes, and that students work is evaluated consistently by assessors. Minimum standards for the moderation of assessments are described in the Assessment and Student Progression Manual, available from policies.curtin.edu.au/findapolicy/

Pre-marking moderation

Unit Coordinator organises meeting with Tutors from all study locations to consider and develop marking criteria. Feedback practices are discussed to seek consistency and fairness in the nature and extent of how feedback can be provided to all students. Model answers are prepared and considered in the consensus marking meeting. Meetings may be held face-to-face, online, or through another medium (eg. Teleconference). When only one staff member is involved in the teaching and delivery of the unit, the same deliberation is practiced and conducted with the Co-Assessor of the Unit.

Requirements of the Assessment task, and marking and feedback practices are explained to students. Where a marking rubric is provided, the document is shared with all students prior to the assessment task being undertaken.

Intra-marking / Post-marking moderation

A marking guide/rubric is used to minimise variation across the marking team. This also allows the individual marker to maintain consistency when marking multiple assessments.

A sample of marked papers needs to be reviewed by the marker or Co-Assessor for consistency.

Co-Assessor needs to check for marking consistency in a random sample of marked papers.

Unit Coordinator organises a marking team to discuss marking analytics. Marking inconsistencies are identified if present and where anomalies are detected, the assessments are re-assessed.

Unit Coordinator advises students of the moderation processes undertaken to ensure fairness. Students are invited to review their papers and if any inconsistencies are apparent, they are able to discuss with the Unit Coordinator.

Late assessment

Where the submission of a late assessment is permitted, late penalties will be consistently applied in this unit.

Where a late assessment **is** permitted for an assessment item or the entirety of the unit (refer to the Assessment Schedule table in this Unit Outline) and the student does not have an approved assessment extension:

1. For assessment items submitted within the first 24 hours after the due date/time, students will be penalised by a deduction of 5% of the total marks allocated for the assessment task;
2. For each additional 24 hour period commenced an additional penalty of 10% of the total marks allocated for the assessment item will be deducted; and
3. Assessment items submitted more than 168 hours late (7 calendar days) will receive a mark of zero.

Where late assessment **is NOT** permitted for an assessment item or the entirety of the unit (refer to the Assessment Schedule table in this Unit Outline) and the student does not have an approved assessment extension:

1. All assessment items submitted after the due date/time will receive a mark of zero.

Assessment extension

Where an application for an assessment extension **is** permitted for an assessment item(s) within this unit (refer to the Assessment Schedule table in this Unit Outline):

1. A student who is unable to complete an assessment item by/on the due date/time as a result of exceptional circumstances beyond the student's control, may apply for an assessment extension on the Assessment Extension Application Form as prescribed by the Academic Registrar. The form is available on the Forms page at <https://students.curtin.edu.au/essentials/forms-documents/forms/> and also within the student's OASIS (My Studies tab – Quick Forms) account.
2. The student will be expected to submit their application for an Assessment Extension with supporting documentation [via the online form](#).
3. Timely submission of this information supports the assessment process. For applications that are declined, delayed submission may have significant ramifications on the possible marks awarded.
4. An application may be accepted up to five working days after the due date/time of the assessment item where the student is able to provide a verifiable explanation as to why they were not able to submit the application prior to the assessment due date/time

Where an application for an assessment extension **is NOT** permitted for an assessment item(s) within this unit (refer to the Assessment Schedule table in this Unit Outline):

1. All assessment items submitted after the due date/time will be subject to late penalties or receive a mark of zero depending on the unit permitting late assessment submissions.

Deferred assessments

If your results show that you have been granted a deferred assessment you should immediately check OASIS for details.

Deferred examinations/tests will be held from 03/01/2022 to 07/01/2022 . Notification to students will be made after the Board of Examiners' meeting via the Official Communications Channel (OCC) in OASIS.

Further assessment

Further assessments, if granted by the Board of Examiners, will be held between 03/01/2022 and 07/01/2022 . Notification to students will be made after the Board of Examiners meeting via the Official Communications Channel in OASIS.

It is the responsibility of the student to be available to complete the requirements of a further assessment. If your results show that you have been granted a further assessment you should immediately check OASIS for details.

Reasonable adjustments for students with disabilities/health circumstances likely to impact on studies

A [Curtin Access Plan](#) (CAP) is a document that outlines the type and level of support required by a student with a disability or health condition to have equitable access to their studies at Curtin. Carers for people with disability may also be eligible for support. This support can include alternative exam or test arrangements, study materials in accessible formats, access to Curtin's facilities and services or other support as discussed with an advisor from [AccessAbility Services](#).

Documentation is required from your treating Health Professional to confirm your health circumstances or carer responsibilities.

If you think you may be eligible for a CAP, please contact AccessAbility Services. If you already have a CAP please provide it to the Unit Coordinator in week 1 of each study period.

Referencing style

The referencing style for this unit is Chicago 17th B.

More information can be found on this style from the Library web site:

<https://libguides.library.curtin.edu.au/uniskills/referencing/chicago17>.

Privacy

As part of a learning or assessment activity, or class participation, your image or voice may be recorded or transmitted by equipment and systems operated by Curtin University. Transmission may be to other venues on campus or to others both in Australia and overseas.

Your image or voice may also be recorded by students on personal equipment for individual or group study or assessment purposes. Such recordings may not be reproduced or uploaded to a publicly accessible web environment. If you wish to make such recordings for study purposes as a courtesy you should always seek the permission of those who are impacted by the recording.

Recording of classes or course materials may not be exchanged or distributed for commercial purposes, for compensation, or for any other purpose other than personal study for the enrolled students in the unit. Breach of this may subject a student to disciplinary action under Statute No 10 – Student Disciplinary Statute.

If you wish to discuss this please talk to your Unit Coordinator.

Copyright

The course material for this unit is provided to you for your own research and study only. It is subject to copyright. It is a copyright infringement to make this material available on third party websites.

Academic Integrity (including plagiarism and cheating)

Academic Integrity

Curtin's [Student Charter](#), [Academic Integrity Program \(AIP\)](#), and core [Values](#) guide expectations regarding student behaviour and responsibilities. Information on these topics can be found on the [Student Essentials Website](#) or the Academic Integrity tab in Blackboard.

Academic Integrity Warnings

An Academic Integrity Warning may be issued to a New-to-Curtin student if they have inadequately acknowledged sources or collaborated inappropriately. [The Management of Academic Integrity Warnings for New to Curtin Students Procedures](#) provide further information and explain who is considered to be New-to-Curtin.

Academic Misconduct

Students with an academic breach that do not meet the New-to-Curtin criteria will be managed through the misconduct process. [Academic Misconduct](#) means conduct by a student that is dishonest or unfair in connection with any academic work. This includes all types of plagiarism, cheating, collusion, falsification or fabrication of data or other content, and Academic Misconduct Other, such as falsifying medical certificates for extension. More details can be found on the [Student Essentials Website](#) or on the [Academic Integrity Website](#).

Staff members are required to report suspected misconduct and an inquiry may take place. If misconduct is determined it will result in penalties, which may include a warning, a reduced or nil grade, a requirement to repeat the assessment, an annulled grade (ANN) or termination from the course. Some penalties may impact on future enrolment.

Academic work under inquiry will not be graded until the process has concluded. If your work is the subject of an inquiry you will be notified by email and Official Communication with an opportunity to respond. Appropriate support will be provided. For more information refer to [Statute No.10 Student Discipline and Academic Misconduct Rules](#).

Information and Communications Technology (ICT) Expectations

Curtin students are expected to have reliable internet access in order to connect to OASIS email and learning systems such as Blackboard and Library Services.

You may also require a computer or mobile device for preparing and submitting your work.

Students are expected to have all the necessary equipment to study this unit – a computer, webcam, microphone, and reliable internet access. If access to any necessary equipment is limited, students should use the resources available in the Curtin Singapore University Library. Alternatively, students may raise their concerns with the Guild.

This unit uses IRIS (Intelligent Remote Invigilation System) to monitor student behaviour during online assessments. Students are required to follow the IRIS set up instructions:

<https://students.curtin.edu.au/essentials/it/guides/iris/> and use Google Chrome with the IRIS browser extension to access the password protected assessment (specific instructions listed above are available on blackboard). During the assessment, IRIS records your video through your webcam, the audio through your computer's microphone, and what is showing on your computer's screen. This is to help ensure the integrity and fairness of the assessment for all students

For general ICT assistance, in the first instance please contact OASIS Student Support:

oasisapps.curtin.edu.au/help/general/support.cfm

For specific assistance with any of the items listed below, please contact The Learning Centre:

life.curtin.edu.au/learning-support/learning_centre.htm

- Using Blackboard, the I Drive and Back-Up files
- Introduction to PowerPoint, Word and Excel

Additional information

Enrolment

It is your responsibility to ensure that your enrolment is correct - you can check your enrolment through the eStudent option on OASIS, where you can also print an Enrolment Advice.

Student Rights and Responsibilities

It is the responsibility of every student to be aware of all relevant legislation, policies and procedures relating to their rights and responsibilities as a student. These include:

- the Student Charter
- Values and Signature Behaviours
- the University's policy and statements on plagiarism and academic integrity
- copyright principles and responsibilities
- the University's policies on appropriate use of software and computer facilities

Information on all of the above is available through the University's "Student Rights and Responsibilities" website at: students.curtin.edu.au/rights.

Student Equity


There are a number of factors that might disadvantage some students from participating in their studies or assessments to the best of their ability, under standard conditions. These factors may include a disability or medical condition (e.g. mental illness, chronic illness, physical or sensory disability, learning disability), significant caring responsibilities, pregnancy, religious practices, living in a remote location, or another reason. If you believe you may be unfairly disadvantaged on these or other grounds please contact the appropriate service below. It is important to note that the staff of the University may not be able to meet your needs if they are not informed of your individual circumstances, so please get in touch with the appropriate service if you require assistance.

To discuss your needs in relation to:

- Disability or medical conditions, contact AccessAbility Services: <https://students.curtin.edu.au/personal-support/disability/>
- Elite athletes, contact Elite Athlete Coordinator: <https://stadium.curtin.edu.au/sport/academy/elite-athlete-program/>
- All other grounds, contact the Student Wellbeing Advisory Service: <https://students.curtin.edu.au/personal-support/counselling-guidance/wellbeing/>

Recent unit changes

Students are encouraged to provide unit feedback through **eVALUate**, Curtin's online student feedback system. For more information about **eVALUate**, please refer to evaluate.curtin.edu.au/info/.

 <p>Give feedback on the My Studies tab and you could win prizes</p>	To view previous student feedback about this unit, search for the Unit Summary Report at https://evaluate.curtin.edu.au/student/unit_search.cfm . See https://evaluate.curtin.edu.au/info/dates.cfm to find out when you can eVALUate this unit.
--	--

Recent changes to this unit include:

There is no recent unit changes as this is a new unit.

Program calendar

Trimester 3 2021

Please note that the workshops are always held one week after the lecture (i.e. Lecture for module 1 in Week 1 but workshop for module 1 is in Week 2).
For all Homework Readings please refer to the Prescribed ACCT2013 Text (ACCFUN - Accounting - Fundamentals of Business) unless stated otherwise.

Begin Date	Module Topics	Tutorial/Lab	Pre-readings ACCFUN	Homework	Assessments
WK 1 6 th Sept	Module 1 An Introduction to Accounting	Covers unit outline / Assessments	Chapter 1 LOs1,2,3,4,5,6,7,8,9	Chapter 1 Q 6,9 / EX 4,5,7 / PSA 7,8	
WK 2 13 th Sept	Module 2 The Recording Process	Discusses Module 1	Chapter 2 LOs1,2,3,4,5,6,7,8	Chapter 2 Q 2,3 / EX 4,12 / PSA 2,6,9	
WK 3 20 th Sept	Module 3 Accrual Accounting Concepts	Discusses Module 2	Chapter 3 LOs1,2,3,4,5,6,7,8	Chapter 3 EX 10 / PSA 2,10	Check your email for your Wiley login details. Any issues please email to y.tham@curtin.edu.au
WK 4 27 th Sept	Module 4 Inventories	Discusses Module 3	Chapter 4 LOs1,2,3,4,5,6,7	Chapter 4 EX 4,12 / PSA 2,4,8	
WK 5 4 th Oct	Module 5 Reporting and Analysing Inventories	Discusses Module 4	Chapter 5 LOs1,2,3,4,5,6,7,8, 9,10,11	Chapter 5 EX 4,6 / PSA 3,4,6	Online Workbook Assignment opens Monday 4th October, 9am (WST)
WK 6 11 th Oct	Module 6 (Part a) MYOB Introduction	Discusses Module 5	Refer to BB for materials	MYOB PERDISCO Student Companion & Helpful Hints	Online Workbook Assignment due Friday 15th October, 5pm (WST)
WK 7 18 th Oct	Module 6 (Part b) MYOB Laboratory	Discusses Module 6 (Practise Set Section 1-3)	MYOB Learning Centre	MYOB PERDISCO Practice Set	eAssignment available Monday 18th October, 9am (WST)
WK 8 25 th Oct	Module 6 (Part c) MYOB Laboratory	Discusses Module 6 (Practise Set Section 4-10)	MYOB Learning Centre	MYOB PERDISCO Practice Set	
WK 9 1 st Nov	Module 7 Presentation of Financial Statements	Discusses Module 6 (Practice Set Section 11-15)	Chapter 6 LOs1,2,3,4,5,6	Chapter 6 CQ 4,5,6,12 EX 3,5,12	
WK 10 8 th Nov	Module 8 Application of Accounting Theory/CSR	Discusses Module 7	Chapter 7 LOs1,2,3,4,5,6,7 Chapter 8 LOs1,2,3,4,5	Chapter 7 CQ 1,2,4 EX 1,2,7 Chapter 8 CQ 3,5,7 EX 2,7	

WK 11 15 th Nov	Module 9 Revenues	Discusses Module 8	Chapter 9 LOs1,2,3,4,5,6	Chapter 9 CQ 1,3 EX 1,5,9	eAssignment due Friday 19th November, 5pm (WST)
WK 12 22 nd Nov	Revision	Discusses Module 9	Final Exam Revision	Final Exam Revision	
WK 13 29 th Nov	Study Week				
WK 14	Examination Week 6th – 10th December 2021				